

# Spanish 1B Phase II Packet [through April 24th] Miss Rice

Basic Guidelines: 15-20 min./day Mon.-Fri. for this packet. Sessions are marked as a suggestion.

[Please bring it to school when we return. This will NOT be graded but used only as an assessment tool of learning.]

\*\*There is some more review material in this packet along with some new vocabulary/skills. ALL NEW INFORMATION WILL BE REVIEWED/RETAUGHT WHEN WE RETURN TO SCHOOL.

**Parents/Guardians:** You can assist your teen as usually needed or needed now in these unusual circumstances [reviewing directions, reading it aloud to him/her, scribing answers, helping to locate information in note packets, etc.] Email me if you are stuck or need help: [arice@gstbooces.org](mailto:arice@gstbooces.org) Answer keys will be posted on my classroom webpage a couple of days after each session [day's work]. *Thank you! ¡Gracias!*

**Students:** *You can do this! ;)* Read the directions. Try it on your own; then reference notes if needed. Try your best. This is to see what you know and you can do so please don't use GOOGLE/GOOGLE TRANSLATE! Email me if you are stuck or need help: [arice@gstbooces.org](mailto:arice@gstbooces.org) Answer keys will be posted on my classroom webpage a couple of days after each session [day's work].

Here are additional things you can continue to do while away from school to help maintain your learning:

- Go to my classroom webpage to see additional resources and extension activities. Continue to check back because things will be added/updated. Check your answers to the first review packet [Phase I: March 17th - Apr. 3rd].
- Go to [classzone.com](http://classzone.com) and choose the book for this year or last year – Avancemos 1A or 1B
  - Review any vocabulary with flashcards up through U5L2 from this year. You can preview U6L1 vocabulary if you want.
  - Watch animated grammar videos or take online quizzes [same units as above]. You can preview U6L1 if you want.
  - Practice verb conjugations with Conjuguemos – choose all present tense and/or affirmative tú commands
  - Review all /any part of units with @HomeTutor. Play review games [same units as above]
- Call or text a classmate and talk/write in Spanish
- Email me at [arice@gstbooces.org](mailto:arice@gstbooces.org) to ask questions, chat, practice your Spanish, if you need help with anything, etc.

I hope you all are staying safe and healthy and I hope to see you soon! -Miss Rice ;)

**Session 1**

1. Choose the weather expression that would be best for the picture shown.

- A Hace mal tiempo.
- B Hace frío.
- C Hace sol.



2. Write in Spanish.

**our parents** \_\_\_\_\_

# Unidad 6 - Lección 1

# Unit 6 Lesson 1

## [La República Dominicana]

## The Dominican Republic [D.R.]

¿Cuál es tu deporte favorito?

What's your favorite sport?

### Los Tópicos

#### Leisure Activities

- talk about sports

#### Personal Identification

- talk about whom you know and what you know

#### Culture: Dominican Republic

- sports clubs, Carribean baseball championships
- Dominican artist Jaime Colson

1. ¿Cuál es tu deporte favorito?

---

2. ¿Te gusta practicar el fútbol?

---



### La Gramática

#### Leisure Activities

- the verb jugar

#### Personal Identification

- the verbs saber & conocer
- the personal a

**Session 1**

**Review Questions**



Me llamo \_\_\_\_\_

El Período \_\_\_\_\_

Esp 1B — U5L2

La Fecha \_\_\_\_\_

Practice 2- Affirmative tú commands reg and irreg & what you have just done

Part 1: Write the tú command form of the verb phrase. [¡OJO! – Some regular verbs & some irregular verbs]

1. Planchar la ropa \_\_\_\_\_

2. Cocinar \_\_\_\_\_

3. Venir a mi casa \_\_\_\_\_

4. Escribir una carta \_\_\_\_\_

5. Cortar el césped \_\_\_\_\_

6. Ir a la tienda \_\_\_\_\_

7. Visitar un museo \_\_\_\_\_

**Session 2**



Part 2: Write 3 sentences in Spanish, telling things you have just done. Be sure to use verb phrases that are different from those in Part 1.

1. \_\_\_\_\_

2. \_\_\_\_\_

3. \_\_\_\_\_

Bonuses: Write the commands from Part 1 in English.

1. \_\_\_\_\_

5. \_\_\_\_\_

2. \_\_\_\_\_

6. \_\_\_\_\_

3. \_\_\_\_\_

7. \_\_\_\_\_

4. \_\_\_\_\_

## Los Deportes

## Sports

### Session 2

animar a los atletas to cheerlead

nadar to swim

el básquetbol / el baloncesto basketball

la natación swimming

el béisbol baseball

patinar to skate, ice skate

el boliche / los bolos bowling

Some review,  
some new  
vocabulary

patinar en línea to rollerblade,  
to in-line skate

el fútbol soccer

practicar to practice

el fútbol americano football

el sóftbol softball

el golf golf jugar a to play

Practice  
time

el tenis tennis

la lucha libre wrestling

el voleibol / el volibol volleyball

Give your opinion. Ex. el golf Me gusta el golf. [No me gusta el golf.]

1. el tenis \_\_\_\_\_
2. la natación \_\_\_\_\_
3. jugar al baloncesto \_\_\_\_\_

Write in English. Ex. Me gusta patinar en línea. I like to in-line skate.

1. No me gusta la lucha libre. \_\_\_\_\_
2. Ella practica el sóftbol. \_\_\_\_\_
3. ¿Juegas al volibol? \_\_\_\_\_

# Las Actividades [U1L1]

Find the words in the list below and circle or highlight them. Do you remember what they mean? Use notes if needed to check your thoughts.



A X O N O F É L E T R O P R A L B A H A  
 D R A R P M O C V A B U R H W E V W A A  
 I T O C A R L A G U I T A R R A W T P D  
 M J E R C T X O I R R C C C Y N E R O V  
 O U S A O N M Y E A E H T C D N E E R D  
 C G T J M A B R B R X P I M I N L O B N  
 A A U U E D R A L E A D C T D E V Z I U  
 L R D B R O J A I M J U A E T S R D L R  
 R A I I C A T M O F L P R A J C W W N A  
 A L A D R A W Y V H N E L I S U B E U L  
 R F R B R M D R I E L R O Q F C K V R I  
 A Ú J E O A C K R E A A S B E H A A E U  
 P T A V O X K A S R V M D U B A C G E Q  
 E B A C C A D P I P A S E A R R J E L L  
 R O T U H N A M A N M F P K F M N H Y A  
 P L K K A Ñ E U V B W F O W G Ú U W X K  
 X H M H O K H I R W E J R W Y S N F D X  
 Q H U L I H U M F F P B T J U I E Y Z F  
 I C I B N E R A T N O M E F V C I I P A  
 D E S C A N S A R G N M S R D A V E J C

ALQUILAR UN DVD  
 ANDAR EN PATINETA  
 APRENDER EL ESPAÑOL  
 BEBER  
 COMER  
 COMPRAR  
 CORRER  
 DESCANSAR  
 DIBUJAR  
 ESCUCHAR MÚSICA  
 ESTUDIAR  
 HABLAR POR TELÉFONO

HACER LA TAREA  
 JUGAR AL FÚTBOL  
 LEER UN LIBRO  
 MIRAR LA TELE  
 MONTAR EN BICI  
 PASEAR  
 PRACTICAR LOS DEPORTES  
 PREPARAR LA COMIDA  
 TOCAR LA GUITARRA  
 TRABAJAR

**Session 3**

Write the sets of opposite words in Spanish.



Ex.

nuevo

antiguo



1.



caliente



2.



\_\_\_\_\_

\_\_\_\_\_



3.



\_\_\_\_\_

\_\_\_\_\_



4.



\_\_\_\_\_

\_\_\_\_\_



5.



\_\_\_\_\_

\_\_\_\_\_



6.



\_\_\_\_\_

\_\_\_\_\_



7.



\_\_\_\_\_

\_\_\_\_\_



8.



\_\_\_\_\_

\_\_\_\_\_



# El Equipo de los Deportes

# Sports Equipment

el bate bat

**Session 4**

los patines skates

la bola bowling ball

los patines en línea roller blades,  
in-line skates

el casco helmet

New  
Notes!

la pelota ball

el guante glove

los pompones pom poms (pom pons)

la raqueta raquet

You

Try

Here

Ex. She has to use a glove. Ella tiene que usar un guante.

1. They (f.) need bats and helmets.

\_\_\_\_\_

2. You like your new raquet. \_\_\_\_\_

3. We're going to buy skates. \_\_\_\_\_

4. I can't play soccer without [*sin*] a ball.

\_\_\_\_\_



# La ropa

Fill in the vowels to complete the clothing items. Then use the words to complete the sentences below.

**Session 4**



las b\_\_t\_\_s



los z\_\_p\_\_t\_\_s



la bufanda



los lentes



la bl\_\_s\_\_ el collar



los c\_\_lc\_\_t\_\_n\_\_s



el s\_\_mbr\_\_r\_\_



la f\_\_ld\_\_



los j\_\_ \_\_ ns



la c\_\_m\_\_s\_\_t\_\_

Some new,  
most is  
review

Hoy yo llevo \_\_\_\_\_ y \_\_\_\_\_.

Hoy mi amiga \_\_\_\_\_ lleva \_\_\_\_\_

y \_\_\_\_\_. Hoy mi amigo \_\_\_\_\_

lleva \_\_\_\_\_ y \_\_\_\_\_.




1. Write in the comparison sentence in English.

**Session 5**

**Somos tan simpáticos como ellos.**

---

2. Identify/Label the pets.



1. \_\_\_\_\_

2. \_\_\_\_\_

3. \_\_\_\_\_



4. \_\_\_\_\_

5. \_\_\_\_\_

# Para Hablar de Los Deportes

# To Talk about Sports

Session 5

comprender las reglas **to understand the rules**

favorito(a) **favorite**

ganar **to win**

jugar (ue) **to play**

el partido **game**

peligroso(a) **dangerous**

perder (ie) **to lose**

la práctica (de) **practice, (\_\_\_\_\_ practice)**

comprender  
 comprendo    comprendemos  
 comprendes  
 comprende    comprenden

ganar  
 gano    ganamos  
 ganas  
 gana    ganan

perder (e -> ie)

pierdo    perdemos  
 pierdes  
 pierde    pierden

jugar (u -> ue)

juego    jugamos  
 juegas  
 juega    juegan



You

Try

Here

Ex. They're playing basketball today. Ellos juegan al baloncesto/básketbol hoy.

1. We are winning the game! \_\_\_\_\_

2. I have golf practice at 4:30. \_\_\_\_\_

3. Football is a dangerous sport. \_\_\_\_\_



## Los Deportes

Find the words in the list below and circle or highlight them. Do you remember what they mean? Use notes if needed to check your thoughts.

E R B I L A H C U L A L N E E  
K K L S E R X L O I R F I S Z B L  
V E M O W B T I C E A H J L S L O  
E E L W B T I C E A H J L S L O A  
L L N B Ú Á I S A Q R U G E N L Í N E A T  
B O F Á I S A Q R U G E N L Í N E A T  
D L N C S A Q R U G E N L Í N E A T  
E F A Q L J Z U G E N L Í N E A T  
M R Q L J Z U G E N L Í N E A T  
P A T I N A D A N E I B O L S H J  
A Z R A D A N E I B O L S H J  
I R E L V O L F Ó S L E O R O V L  
Q L O B T F Ó S L E O R O V L  
M F B L L O T L N H T L L E N

EL BALONCESTO  
EL BOLICHE  
EL BÁSQUETBOL  
EL BÉISBOL  
EL FÚTBOL  
EL GOLF  
EL SÓFTBOL  
EL TENIS  
EL VOLEIBOL  
EL VOLIBOL

JUGAR  
LA LUCHA LIBRE  
LA NATACIÓN  
LOS BOLOS  
LOS DEPORTES  
NADAR  
PATINAR  
PATINAR EN LÍNEA  
PRACTICAR

Session 6

Practice with new vocabulary

1. Match the states of being/emotions with the pictures .

A enojado(a)

B triste

C preocupado(a)

D cansado(a)

E ocupado(a)



1. \_\_\_\_\_



2. \_\_\_\_\_



3. \_\_\_\_\_



4. \_\_\_\_\_



5. \_\_\_\_\_

**Session 7**

review

2. Fill in the blank with the Spanish word.

1. **El padre de mi padre es mi \_\_\_\_\_.**

3. Write in numerals.

**noventa y ocho mil  
trescientos cincuenta y dos**

\_\_\_\_\_

## Match.

- \_\_\_ 1. la cocina
- \_\_\_ 2. la pelota
- \_\_\_ 3. el deporte
- \_\_\_ 4. el partido
- \_\_\_ 5. Siempre
- \_\_\_ 6. la cama
- \_\_\_ 7. todos los días
- \_\_\_ 8. el comedor
- \_\_\_ 9. las galletas
- \_\_\_ 10. los globos

- A. bed
- B. sport
- C. cookies
- D. every day
- E. French fries
- F. game
- G. kitchen
- H. always
- I. ball
- J. milk
- K. sandwich
- L. dining room
- M. balloons

**Session 7**

Practice with new and old vocabulary



# Las Locaciones (Las Localidades) y La Gente (Las Personas)

# Locations and People

los aficionados fans

el/la atleta athlete

el campeón, la campeona champion  
(los campeones, las campeonas)

el campo field

la cancha court

el equipo team, equipment

el estadio stadium

el gimnasio gym

el ganador, la ganadora winner

el jugador, la jugadora player

la piscina pool



**Session 8**

You

Try

Here

Ex. Soy jugadora de volibol. I'm a volleyball player (f.).

1. El equipo está en el campo. \_\_\_\_\_

2. Hay muchos aficionados al partido hoy.  
\_\_\_\_\_


3. ¡Somos los campeones! \_\_\_\_\_

4. Nuestro estadio es grande. \_\_\_\_\_

Write in the word in English and draw a picture.


**Session 8**

1. el casco




\_\_\_\_\_

2. los pompones



\_\_\_\_\_


3. la raqueta



\_\_\_\_\_


Practice with new vocabulary

4. la bola



\_\_\_\_\_

5. los patines



\_\_\_\_\_

6. el bate



\_\_\_\_\_

**Vocabulario A**

**Session 9**

Level 1, pp. 302-306

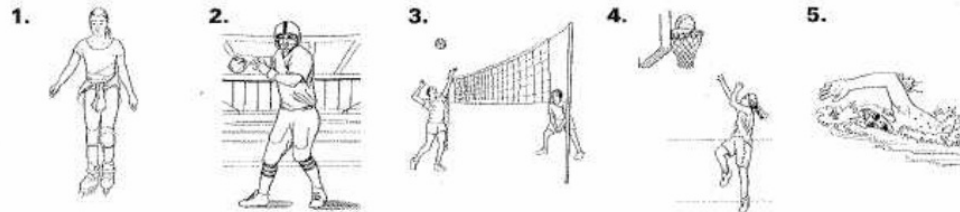
**AVANZAT** Goal: Talk about sports.

Practice with new vocabulary

- 1 María loves playing baseball and tennis. In each column, place an x next to all the words associated with each sport.

El béisbol	El tenis
___ el guante	___ la raqueta
___ el bate	___ la piscina
___ los aficionados	___ la cancha
___ el casco	___ la pelota

- 2 These students are very sports-minded. Look at the drawings below. Then, complete the sentences with the sport they are playing.



1. A Norma le gusta \_\_\_\_\_.
2. Pablo juega al \_\_\_\_\_ en el estadio.
3. Lucas y Lucía juegan al \_\_\_\_\_ en la cancha.
4. Alejandra juega al \_\_\_\_\_ en la cancha.
5. Todos los días, Arturo practica \_\_\_\_\_ en la piscina.
- 3 Write complete sentences to tell you what you need to play the following sports.
- Modelo: el tenis: Necesito una raqueta y una pelota.
1. el fútbol americano: \_\_\_\_\_
2. patinar en línea: \_\_\_\_\_
3. el básquetbol: \_\_\_\_\_



# The Personal a

When the direct object is a person, a group of people, or a pet, the personal a is used. A direct object answers the question **Who?** or **What?** after the verb.



**Ej. Ayudo a mi mamá.**

I help my mom. / I'm helping my mom.

**Ej. Les damos de comer a nuestros gatos.**

We feed our cats. / We're feeding our cats.

\*more info on the next page.

**Ej. Conozco Madrid.**

I know Madrid.

You

Try

Here

Ex. She visits her grandparents. Ella visita a sus abuelos.

1. They see the game. \_\_\_\_\_

2. I'm feeding my dogs at 7 a.m.  
\_\_\_\_\_

3. We want to visit the park. \_\_\_\_\_

4. You see your friend through [por] the window.  
\_\_\_\_\_

## Using "personal a" in Spanish

The first step in learning how to use personal 'a' is to understand the basic grammar terms 'subject', 'verb' and 'direct object':

- 1) I see a table.
- 2) I see Maria.

**Session 9**

where 'I' is the subject, 'see' is the verb, and both 'table' and 'Maria' are direct objects. In other words, the direct objects are receiving the action of the verb. And here is the rule for using personal 'a':

When the direct object is a person, an 'a' is placed in front of it.

So the two sentences above are translated as:

- 1) Yo veo una mesa.
- 2) Yo veo a María.

Other examples using the personal 'a':

La madre quiere a su hijo. - *The mother loves her son.*

Pepe llamó a María. - *Pepe called María.*

Contratamos a 7 empleados más. - *We hired 7 more employees.*

No veo a nadie. - *I don't see anyone.*

Notice in the last example that the word 'nadie' represents a person, even though the person isn't there at the time.

Special notes about the personal 'a'

Personal 'a' may be used with domesticated animals (usually a pet):

Quiero a mis gatos. - *I love my cats.*

The personal 'a' is not used after the verbs tener or the verb form hay even if the direct object is a person.

Tengo dos hermanos mayores. - *I have two older brothers.*

Hay muchos niños aquí. - *There are a lot of children here.*

**Additional  
notes  
and info**

**Session 10**

Practice with new vocabulary

Escribe en inglés.

1. el casco

---

2. el partido

---

3. la raqueta

---

4. ganar

---

5. el guante

---

6. la pelota

---

7. peligroso(a)

---

8. los patines de línea

---

9. el bate

---

10. comprender las reglas

---

Me llamo \_\_\_\_\_ El Período \_\_\_\_\_  
U6L1 – Speaking practice – sports La Fecha \_\_\_\_\_

Speaking: Write down your answers as if you were talking. Use complete sentences and be sure to respond to what is being said and continue/further the conversation. Each scenario [A, B, C] is separate.

**Session 10**

Practice with new vocabulary

A. You are talking to a friend from another district about school sports.

Friend: Mi escuela no tiene un equipo de béisbol.

You: \_\_\_\_\_

Friend: Me gusta mucho el fútbol americano.

You: \_\_\_\_\_

B. You are talking to your parent about sports and sports equipment.

You: \_\_\_\_\_

Parent: Podemos ir a la tienda de deportes este fin de semana.

You: \_\_\_\_\_

C. You and your sibling are trying to decide what sport to play today.

Sibling: No quiero jugar al volibol. No tenemos una pelota y necesitamos más personas.

You: \_\_\_\_\_



## Session 10

### Al Practicar: "Personal A"

Instrucciones: Complete each sentence by circling the correct choice.

#### Practice with new notes

1. Veo \_\_\_\_  
a. Carolina  
b. a Carolina
2. Veo \_\_\_\_  
a. la casa  
b. a la casa
3. Busco \_\_\_\_  
a. Pablo  
b. a Pablo
4. Busco \_\_\_\_  
a. la silla  
b. a la silla
5. Llevo \_\_\_\_  
a. mis tres hermanos  
b. a mis tres hermanos
6. Llevo \_\_\_\_  
a. la comida  
b. a la comida
7. Escucho \_\_\_\_  
a. los estudiantes  
b. a los estudiantes
8. Escucho \_\_\_\_  
a. la música  
b. a la música
9. Visito \_\_\_\_  
a. mi novio  
b. a mi novio
10. Visito \_\_\_\_  
a. la ciudad  
b. a la ciudad
11. Tengo \_\_\_\_  
a. dos hermanos  
b. a dos hermanos
12. Visitamos \_\_\_\_  
a. nuestro abuelo  
b. a nuestro abuelo
13. Leo \_\_\_\_  
a. la revista  
b. a la revista
14. Vemos \_\_\_\_  
a. los niños  
b. a los niños